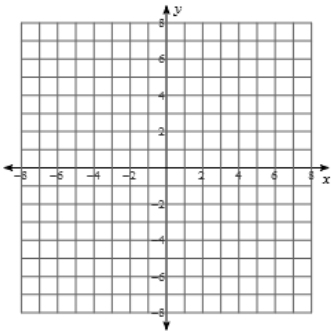


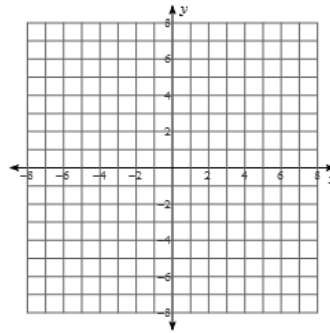
Graphing In Standard Form
Sketch the Graph of Each Line

Score _____ Per _____

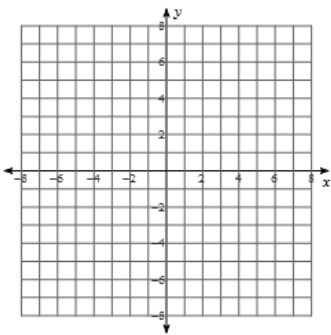
1. $x + 4y = 16$



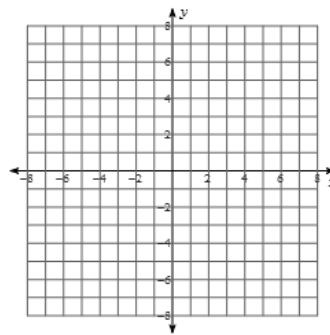
2. $x + y = 3$



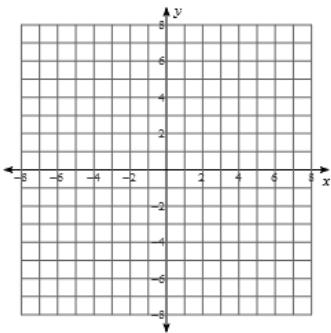
3. $-6x + 5y = -10$



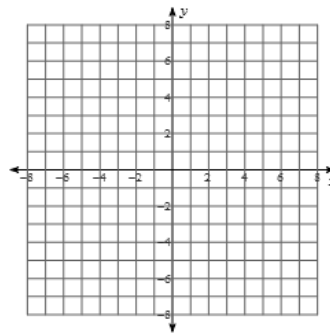
4. $-x + 2y = -8$



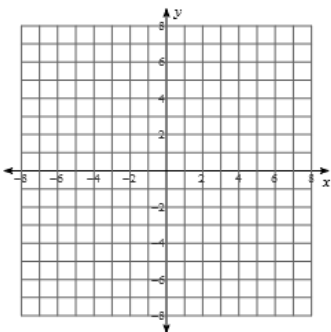
5. $5x + 2y = -8$



6. $-4x - 3y = 12$



7. $2x + 3y = -9$



8. $-7x + 3y = 15$

