

9 – Creating A Function Rule

<p>1. Fill in the blanks with x_1 or x_2 or y_1 or y_2</p> <div style="text-align: center; margin-top: 20px;"> <p style="margin: 0;">_____ $(5, -3)$, $(-7, 6)$ _____</p> <p style="margin: 0;">_____ _____</p> </div>	<p>2. What is the formula we use to find slope between two ordered pairs?</p> $m = \frac{\boxed{}}{\boxed{}}$
--------------------------------------------------------------------------------------------------------------------------------------------------------------------------------------------------------------------------------------------------------------------------------------------------	--------------------------------------------------------------------------------------------------------------------------------------------------

3. Why is there no y-intercept if you find that the slope is undefined? _____

4. What does the equation look like if the slope is undefined? _____
5. How do you find the y-intercept given two ordered pairs? _____

For each set of ordered pairs, find the slope and y-intercept. Then write the function rule in slope-intercept form.

Ordered Pairs	Slope (m)	Y-Intercept $(0, b)$	Function Rule								
$(0,1)$ $(4,9)$	6. _____	7. $(0, \underline{\hspace{1cm}})$	8. _____								
$(-3,1)$ $(0,7)$	9. _____	10. $(0, \underline{\hspace{1cm}})$	11. _____								
$(6,8)$ $(8,8)$	12. _____	13. $(0, \underline{\hspace{1cm}})$	14. _____								
<table border="1" style="margin: auto; border-collapse: collapse;"> <tr><td style="padding: 2px 10px;">x</td><td style="padding: 2px 10px;">y</td></tr> <tr><td style="padding: 2px 10px;">-2</td><td style="padding: 2px 10px;">10</td></tr> <tr><td style="padding: 2px 10px;">5</td><td style="padding: 2px 10px;">38</td></tr> <tr><td style="padding: 2px 10px;">4</td><td style="padding: 2px 10px;">34</td></tr> </table>	x	y	-2	10	5	38	4	34	15. _____	16. $(0, \underline{\hspace{1cm}})$	17. _____
x	y										
-2	10										
5	38										
4	34										

x	y
8	2
4	5
0	8

18. _____

19. (0, _____)

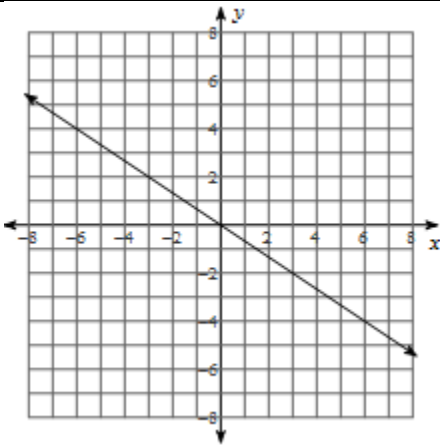
20. _____

x	y
2	2
2	0
2	-4

21. _____

22. (0, _____)

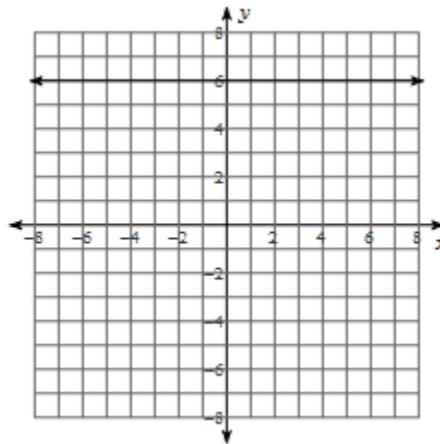
23. _____



24. _____

25. (0, _____)

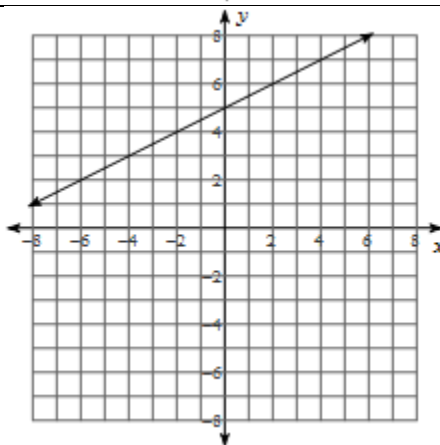
26. _____



27. _____

28. (0, _____)

29. _____



30. _____

31. (0, _____)

32. _____